



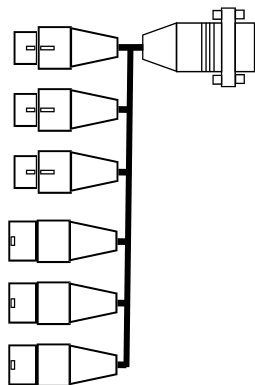
SD|Envy

Analog and SDI connection guide

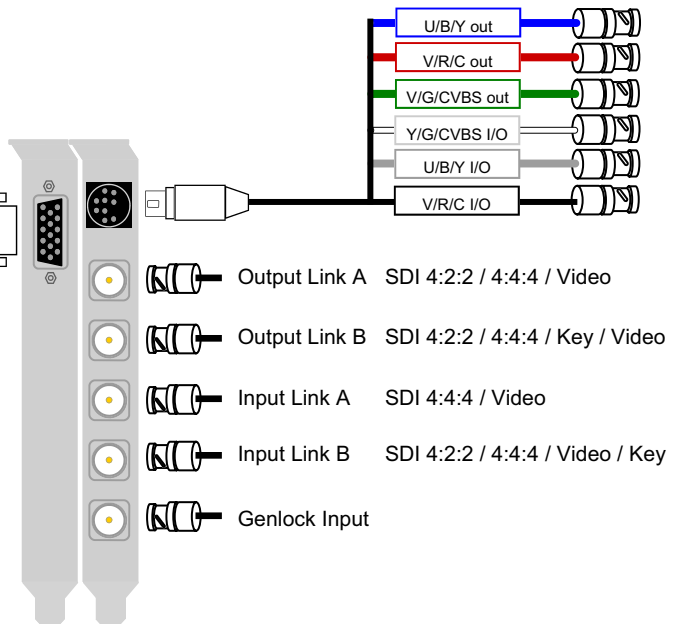


Digital Audio I/O

- AES/EBU XLR Output Ch 1&2
- AES/EBU XLR Output Ch 3&4
- AES/EBU XLR Output Ch 5&6
- AES/EBU XLR Input Ch 1&2
- AES/EBU XLR Input Ch 3&4
- AES/EBU XLR Input Ch 5&6



Analog and SDI Video I/O



Note

1. For Single 4:2:2 input the SDI cable must be placed on the Input link B.
2. For Dual link 4:4:4 input/output you require two cables in both link A and Link B ports.
3. For Dual link 4:4:4:4 Video and Key, Video is Link A, Key is Link B.
4. For internal keyer, the input must be on link B.



Wildblue|AV

Connection guide



Digital Audio I/O

SDI Video I/O

AES/EBU XLR Output Ch 1&2

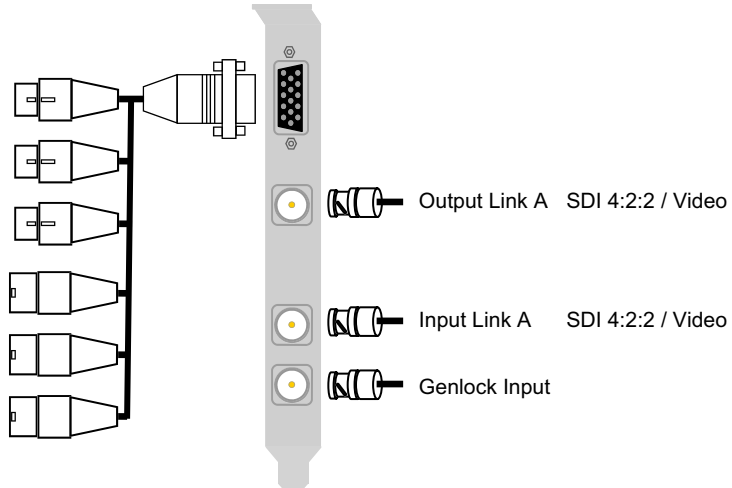
AES/EBU XLR Output Ch 3&4

AES/EBU XLR Output Ch 5&6

AES/EBU XLR Input Ch 1&2

AES/EBU XLR Input Ch 3&4

AES/EBU XLR Input Ch 5&6





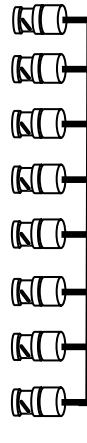
HD|Lust

Connection guide



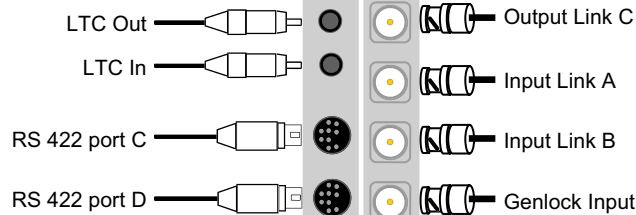
Digital Audio I/O

- AES/EBU/SPDIF Output Ch 1&2
- AES/EBU/SPDIF Output Ch 3&4
- AES/EBU/SPDIF Output Ch 5&6
- AES/EBU/SPDIF Output Ch 7&8
- AES/EBU/SPDIF Input Ch 1&2
- AES/EBU/SPDIF Input Ch 3&4
- AES/EBU/SPDIF Input Ch 5&6
- AES/EBU/SPDIF Input Ch 7&8



SDI Video I/O

Ancillary Interfaces



- Output Link A SDI 4:2:2 / 4:4:4 / Video
- Output Link B SDI 4:2:2 / 4:4:4 / Key / Video
- Output Link C SDI 4:2:2 / 4:4:4 / Video
Format converter (HD or SD)
- Input Link A SDI 4:4:4 / Video
- Input Link B SDI 4:2:2 / 4:4:4 / Video / Key
- Genlock Input

Note

1. For Single 4:2:2 input the SDI cable must be placed on the Input link B.
2. For Dual link 4:4:4 input/output you require two cables in both link A and Link B ports.
3. For Dual link 4:4:4:4 Video and Key, Video is Link A, Key is Link B.
4. For internal keyer, the input must be on link B.
5. Output Link C can be switched when in HD modes to output SD SDI via the simultaneous hardware down conversion, or an HD-SDI video output. When in SD video modes, Output C is a 3rd SD SDI video output.
6. When in SD video modes all HD-SDI will be switched to SD-SDI.
7. RS 422 ports are not used with certain applications such as Adobe

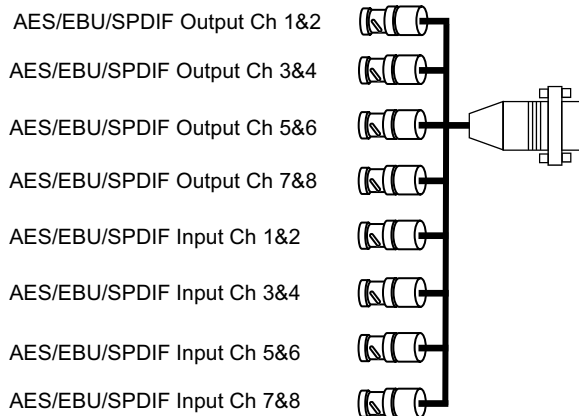


HD|Fury

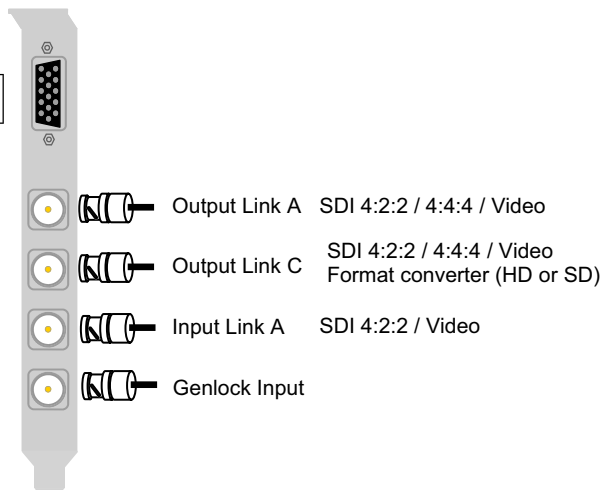
Connection guide



Digital Audio I/O



SDI Video I/O



Note

1. Output Link B can be switched when in HD modes to output SD SDI via the simultaneous hardware down conversion, or an HD-SDI video output. When in SD video modes, Output C is a 3rd SD SDI video output.
2. When in SD video modes all HD-SDI will be switched to SD-SDI.

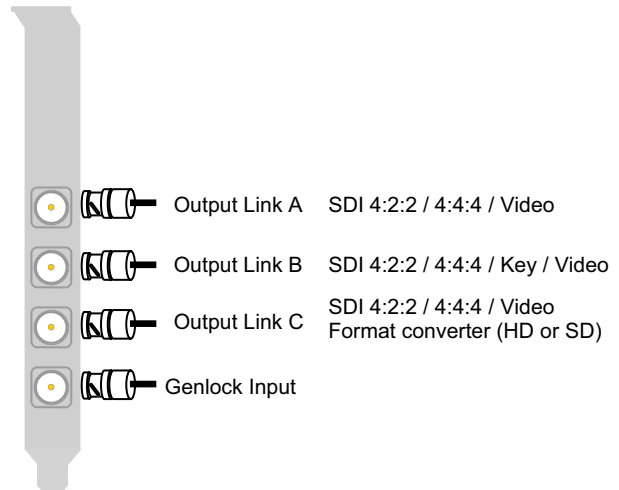


HD|IridiumXP

Connection guide



SDI Video I/O



Note

1. Output Link B can be switched when in HD modes to output SD SDI via the simultaneous hardware down conversion, or an HD-SDI video output. When in SD video modes, Output C is a 3rd SD SDI video output.
2. When in SD video modes all HD-SDI will be switched to SD-SDI.